

lightworks.

GUNN PENDANT



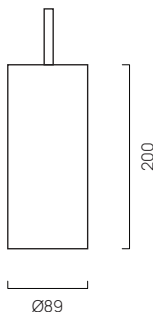
GUNN PENDANT

The Gunn Range is a family of high-quality light fittings designed to create enticing interiors. The integral LED light source is deep recessed behind a baffle and reflector, creating extremely low-glare yet powerful illumination with narrow to medium beam options. Gunn Pendant can be used alongside the Gunn Family to create mood making lighting effects perfect for hospitality and commercial environments.

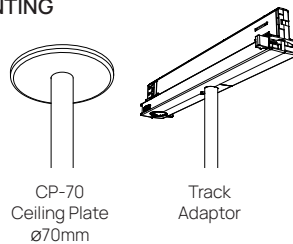
TECHNICAL DETAILS

BODY COLOUR	White, Black, Silver, Custom	
REFLECTOR FINISHES	White, Black, Dark Satin, Champagne, Rose, Gold, Ice Blue	
MATERIALS	6061 machined aluminium - chromate dipped and polyester powder coated	
INPUT POWER	240V 350mA (15W) or 500mA (21W) driver c/w flex and plug	
LUMEN OUTPUT	15W - 2700K - 900lm 15W - 3000K - 1000lm 15W - 4000K - 1100lm	21W - 2700K - 1200lm 21W - 3000K - 1363lm 21W - 4000K - 1500lm
POWER CONSUMPTION	15W or 21W	
LUMEN MAINTENANCE	70% at 50,000 hrs	
DIMMING	Leading/Trailing Edge Dali Dim 1-10V DC Control Bluetooth on request	
SUSPENSION	ø70mm Ceiling Plate with Cable or Rod Suspension 3 Circuit Track	
WARRANTY	3 Years	

DIMENSIONS




MOUNTING



REFLECTOR COLOURS

Standard



Special



ORDERING OPTIONS

Fitting	Watts	Colour	Reflector		CCT	Beam	Dimming	Mounting
GP	15 Watts (15W) 21 Watts (21W)	Black (2) White (3) Silver (6) Custom (5)	Standard	Special	2700K (27K) 3000K (3K) 4000K (4K)	Spot 10° (SP) Narrow Beam 24° (NB) Medium Beam 35° (MB)	Leading/Trailing (TR) Dali Dim (DD) 1-10V DC (DC) Bluetooth (BT)	Ceiling Plate (CP-70) Track Adaptor (TK)
			White (3R) Black (2R) Dark Satin (10R) Champagne (18R)	Rose (16R) Gold (15R) Ice Blue (11R)				

ORDER CODE

GP								
----	--	--	--	--	--	--	--	--